

Section 4. Chronic Disease and Cancer

Section 4.2 Prevalence of Chronic Diseases

Description

Data Source: Canadian Community Health Survey (CCHS), 2015-2016, Statistics Canada (Weighted data)

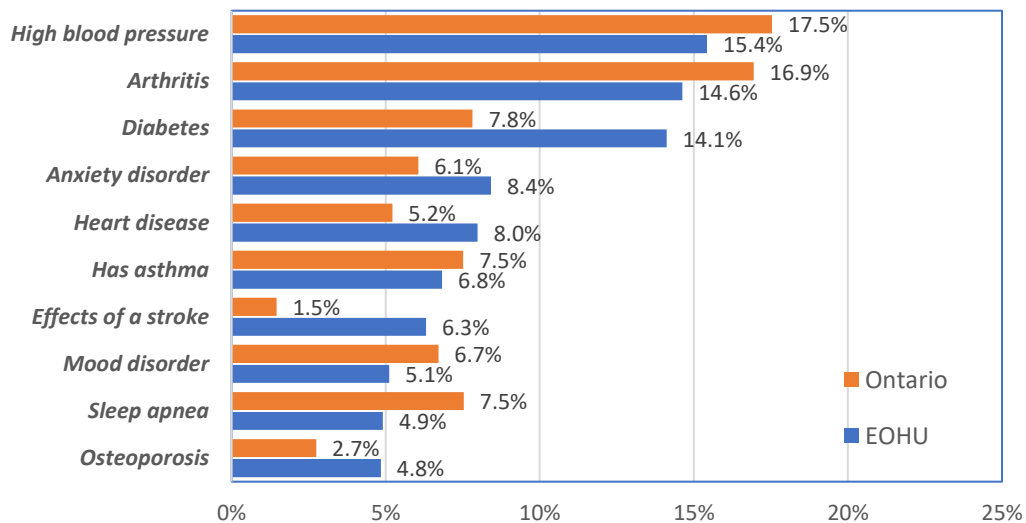
Updated Jan.2020

Male

All Age

	All Age (Weighted)	x		%		Total	
		EOHU	Ontario	EOHU	Ontario	EOHU	Ontario
1	Osteoporosis	2465	90774	4.8%	2.7%	50915	3308951
2	Sleep apnea	4354	433284	4.9%	7.5%	88696	5751875
3	Mood disorder	4540	386508	5.1%	6.7%	88696	5759193
4	Effects of a stroke	5594	84086	6.3%	1.5%	88696	5755243
5	Has asthma	6058	433177	6.8%	7.5%	88696	5764798
6	Heart disease	7070	300488	8.0%	5.2%	88554	5757586
7	Anxiety disorder	7464	347759	8.4%	6.1%	88696	5741473
8	Diabetes	12523	450577	14.1%	7.8%	88696	5762624
9	Arthritis	12970	971120	14.6%	16.9%	88696	5732023
10	High blood pressure	13661	1001367	15.4%	17.5%	88530	5710479

Prevalence of Self-Reported Chronic Health Problems,
Males, All Age, 2015-2016

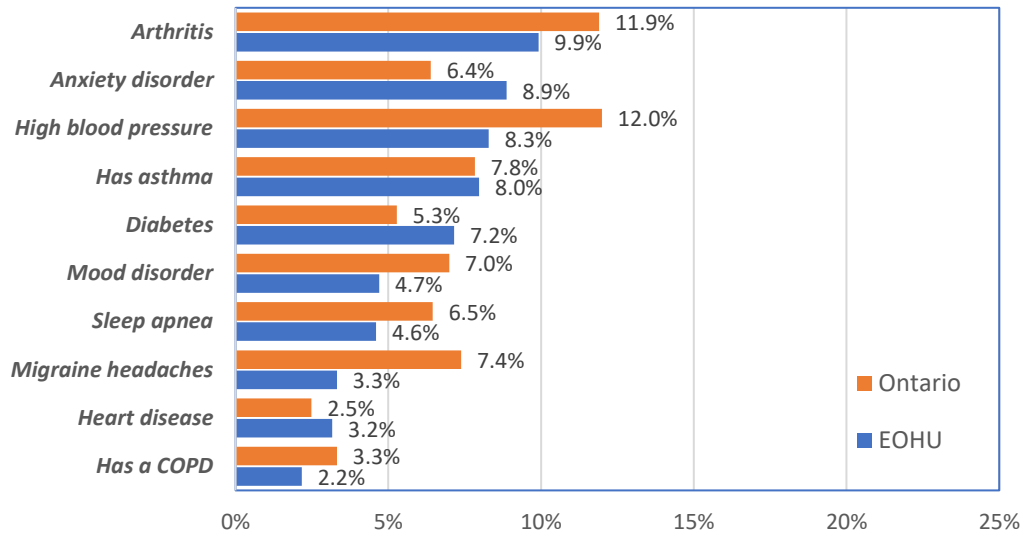


Source: Canadian Community Health Survey (CCHS), 2015-2016, Statistics Canada (Weighted data)

Under 65 Years

	Under 65 Years (Weighted)	#		%		Total	
		EOHU	Ontario	EOHU	Ontario	EOHU	Ontario
1	Has a COPD	933	91517	2.2%	3.3%	43041	2756550
2	Heart disease	2258	119193	3.2%	2.5%	71377	4800013
3	Migraine headaches	2371	354236	3.3%	7.4%	71519	4798533
4	Sleep apnea	3291	309293	4.6%	6.5%	71519	4793146
5	Mood disorder	3362	335720	4.7%	7.0%	71519	4797204
6	Diabetes	5117	253685	7.2%	5.3%	71519	4801849
7	Has asthma	5704	376003	8.0%	7.8%	71519	4801688
8	High blood pressure	5913	570010	8.3%	12.0%	71353	4752284
9	Anxiety disorder	6347	305634	8.9%	6.4%	71519	4782479
10	Arthritis	7095	567987	9.9%	11.9%	71519	4773827

**Prevalence of Self-Reported Chronic Health Problems,
Males, Under 65 Years, 2015-2016**

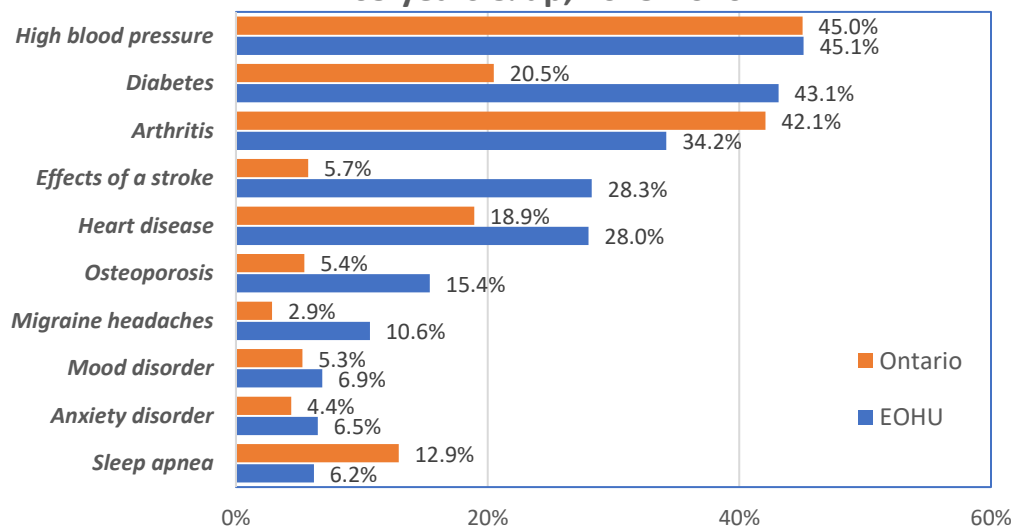


Source: Canadian Community Health Survey (CCHS), 2015-2016, Statistics Canada (Weighted data)

65 Years & up

	65 Years & up (Weighted)	x		%		Total	
		EOHU	Ontario	EOHU	Ontario	EOHU	Ontario
1	Sleep apnea	1063	123991	6.2%	12.9%	17177	958730
2	Anxiety disorder	1117	42125	6.5%	4.4%	17177	958994
3	Mood disorder	1177	50789	6.9%	5.3%	17177	961990
4	Migraine headaches	1827	27722	10.6%	2.9%	17177	963248
5	Osteoporosis	2465	51738	15.4%	5.4%	16000	951412
6	Heart disease	4811	181294	28.0%	18.9%	17176	957572
7	Effects of a stroke	4858	55185	28.3%	5.7%	17177	962694
8	Arthritis	5875	403133	34.2%	42.1%	17177	958196
9	Diabetes	7406	196892	43.1%	20.5%	17177	960775
10	High blood pressure	7748	431357	45.1%	45.0%	17177	958196

Prevalence of Self-Reported Chronic Health Problems, Males, 65 years & up, 2015-2016



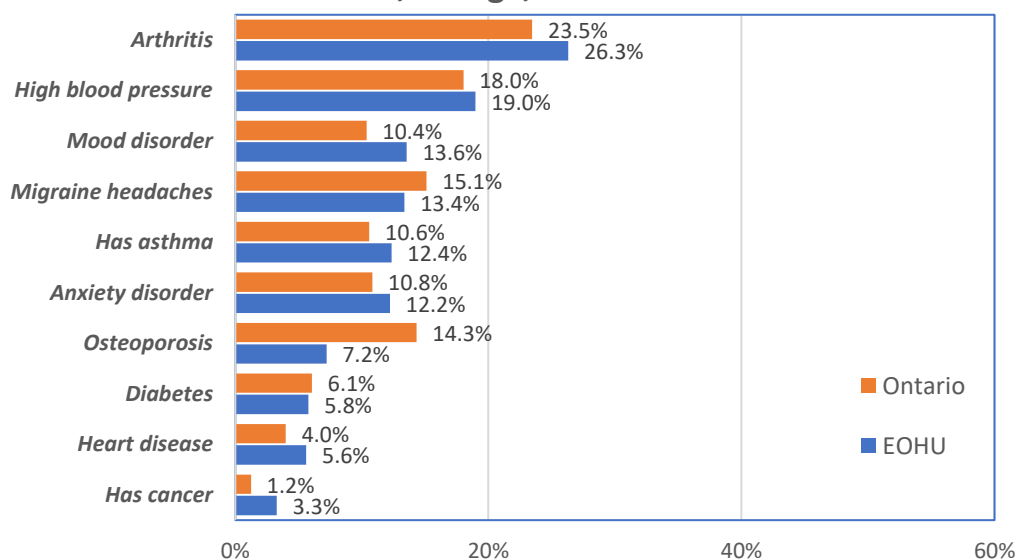
Source: Canadian Community Health Survey (CCHS), 2015-2016, Statistics Canada (Weighted data)

Female

All Age

	All Age (Weighted)	x		%		Total	
		EOHU	Ontario	EOHU	Ontario	EOHU	Ontario
1	Has cancer	2915	75336	3.3%	1.2%	88981	6043438
2	Heart disease	4990	240796	5.6%	4.0%	88981	6038115
3	Diabetes	5149	365960	5.8%	6.1%	88981	6036948
4	Osteoporosis	4177	517652	7.2%	14.3%	57950	3613655
5	Anxiety disorder	10644	654073	12.2%	10.8%	87111	6039129
6	Has asthma	10991	639860	12.4%	10.6%	88981	6042953
7	Migraine headaches	11888	912628	13.4%	15.1%	88982	6035580
8	Mood disorder	12031	625051	13.6%	10.4%	88784	6021874
9	High blood pressure	16888	1084435	19.0%	18.0%	88981	6014589
10	Arthritis	23297	1414182	26.3%	23.5%	88579	6026916

**Prevalence of Self-Reported Chronic Health Problems,
Females, All Age, 2015-2016**

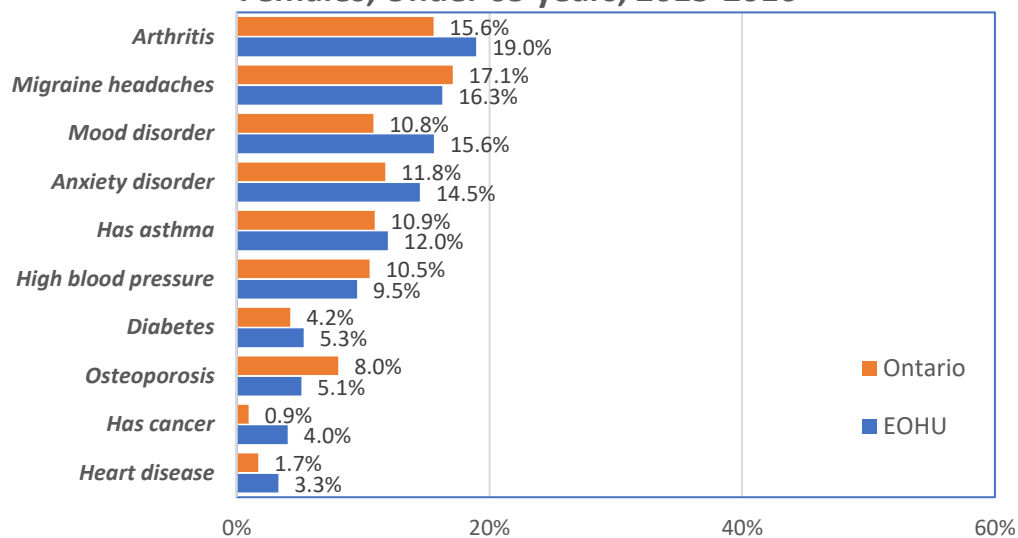


Source: Canadian Community Health Survey (CCHS), 2015-2016, Statistics Canada (Weighted data)

Under 65 Years

	Under 65 Years (Weighted)	x		%		n	
		EOHU	Ontario	EOHU	Ontario	EOHU	Ontario
1	Heart disease	2295	83741	3.3%	1.7%	69656	4892400
2	Has cancer	2813	45935	4.0%	0.9%	69656	4895824
3	Osteoporosis	2007	198514	5.1%	8.0%	39141	2471086
4	Diabetes	3683	207321	5.3%	4.2%	69656	4887922
5	High blood pressure	6629	511815	9.5%	10.5%	69656	4866868
6	Has asthma	8328	534132	12.0%	10.9%	69656	4889174
7	Anxiety disorder	9826	574623	14.5%	11.8%	67785	4886658
8	Mood disorder	10842	526365	15.6%	10.8%	69459	4870019
9	Migraine headaches	11330	835006	16.3%	17.1%	69656	4883173
10	Arthritis	13127	759202	19.0%	15.6%	69254	4877490

Prevalence of Self-Reported Chronic Health Problems, Females, Under 65 years, 2015-2016

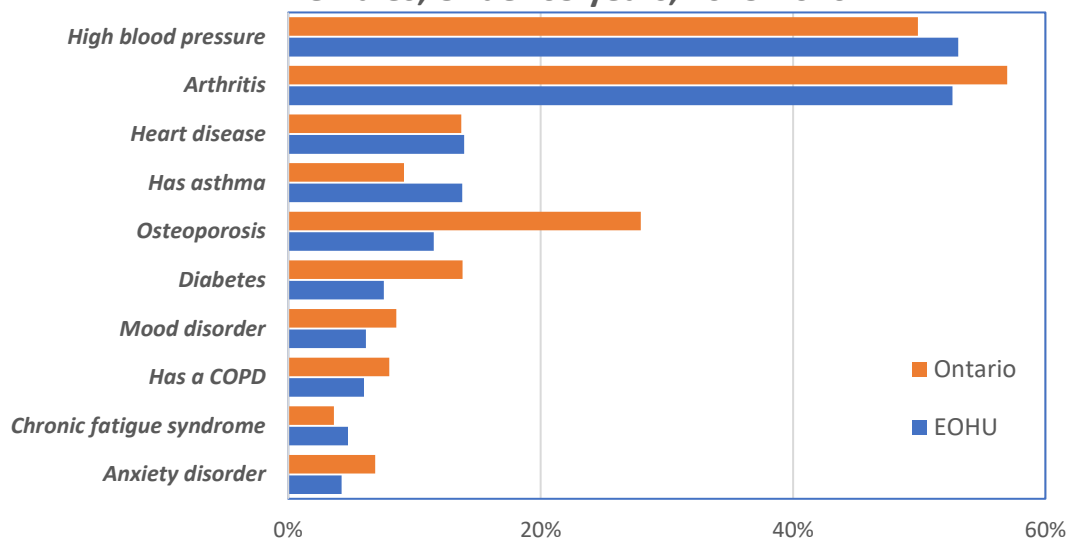


Source: Canadian Community Health Survey (CCHS), 2015-2016, Statistics Canada (Weighted data)

65 Years & up

	65 Years & up (Weighted)	x		%		n	
		EOHU	Ontario	EOHU	Ontario	EOHU	Ontario
1	Anxiety disorder	818	79450	4.2%	6.9%	19326	1152471
2	Chronic fatigue syndrome	899	41713	4.7%	3.6%	18975	1148760
3	Has a COPD	1160	92171	6.0%	8.0%	19325	1149756
4	Mood disorder	1189	98686	6.2%	8.6%	19325	1151855
5	Diabetes	1466	158639	7.6%	13.8%	19325	1149026
6	Osteoporosis	2171	319138	11.5%	27.9%	18810	1142569
7	Has asthma	2663	105728	13.8%	9.2%	19325	1153779
8	Heart disease	2695	157055	13.9%	13.7%	19326	1145715
9	Arthritis	10170	654980	52.6%	57.0%	19325	1149426
10	High blood pressure	10259	572621	53.1%	49.9%	19325	1147722

**Prevalence of Self-Reported Chronic Health Problems,
Females, Under 65 years, 2015-2016**



Source: Canadian Community Health Survey (CCHS), 2015-2016, Statistics Canada (Weighted data)

End of worksheet