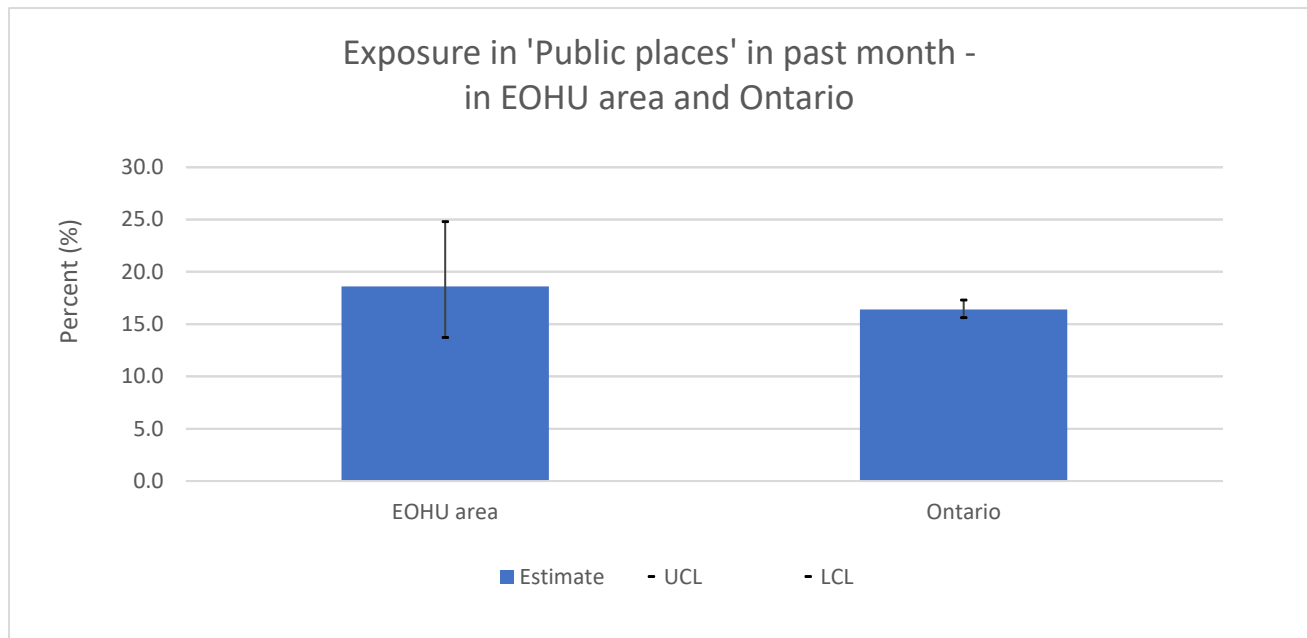
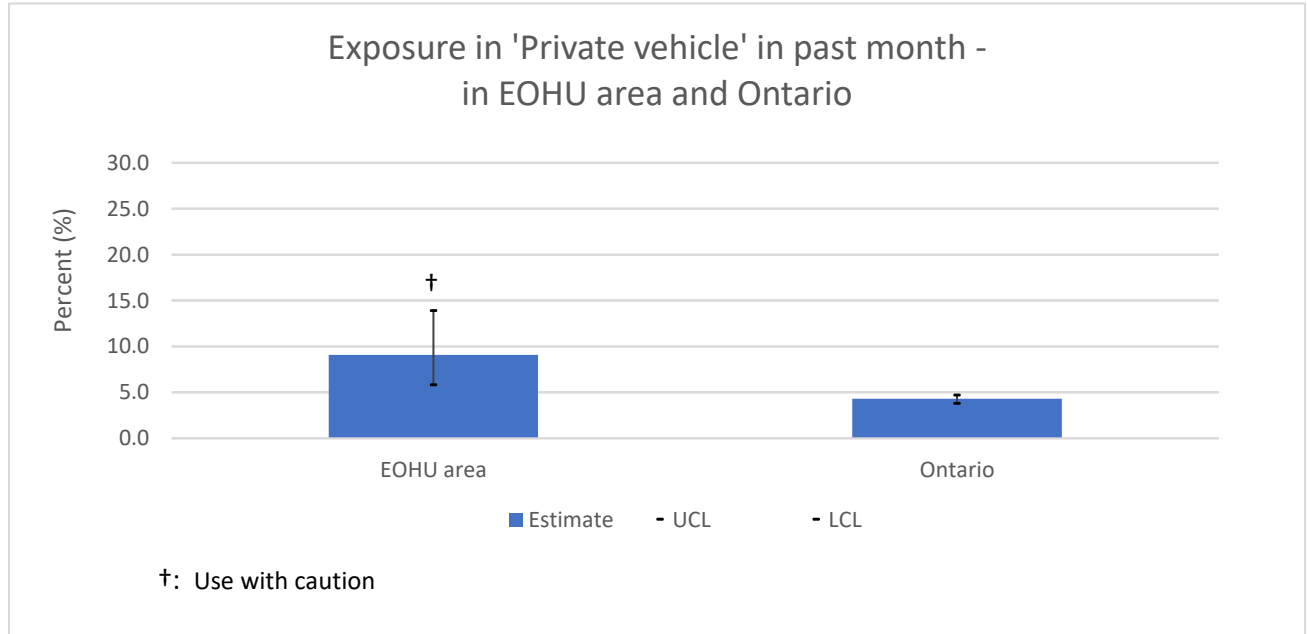


## Non-smoker second-hand smoke exposure



### Exposure in 'Public places' in past month – in EOHU area and Ontario

Estimate	EOHU area	Ontario
Percent (LCL, UCL)	18.6 (13.7, 24.8)	16.4 (15.6, 17.3)

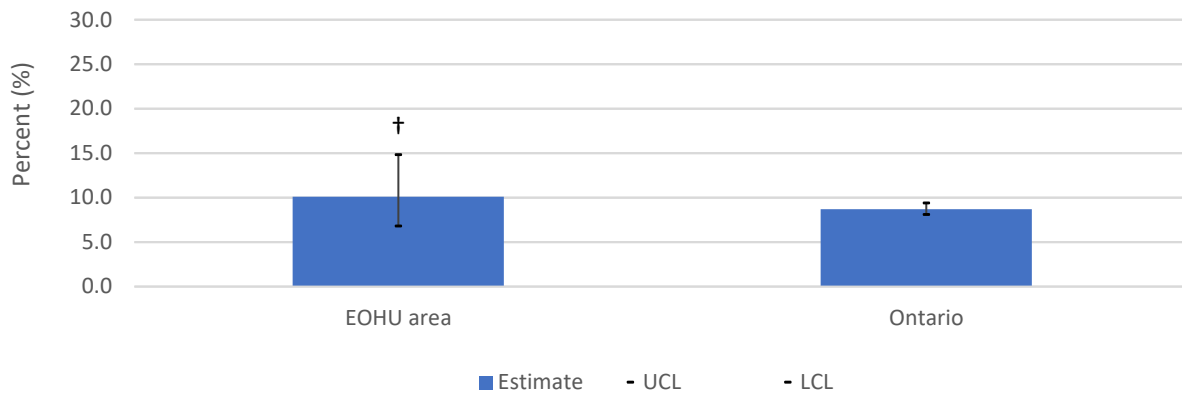


### Exposure in 'Private vehicle' in past month – in EOHU area and Ontario

Estimate	EOHU area	Ontario
Percent (LCL, UCL)	9.1 (5.8, 13.9) <sup>C</sup>	4.3 (3.8, 4.7)

<sup>C</sup>: Use with caution - high sampling variability

### Exposure in 'Workplace or School' in past month - in EOHU area and Ontario



†: Use with caution

### Exposure in 'Workplace or School' in past month - in EOHU area and Ontario

Estimate	EOHU area	Ontario
Percent (LCL, UCL)	10.1 (6.8, 14.8) <sup>C</sup>	8.7 (8.1, 9.4)
<sup>C</sup> : Use with caution - high sampling variability		

SOURCE: CANADIAN COMMUNITY HEALTH SURVEY [2015-16], STATISTICS CANADA, SHARE FILE,  
ONTARIO MINISTRY OF HEALTH AND LONG-TERM CARE.