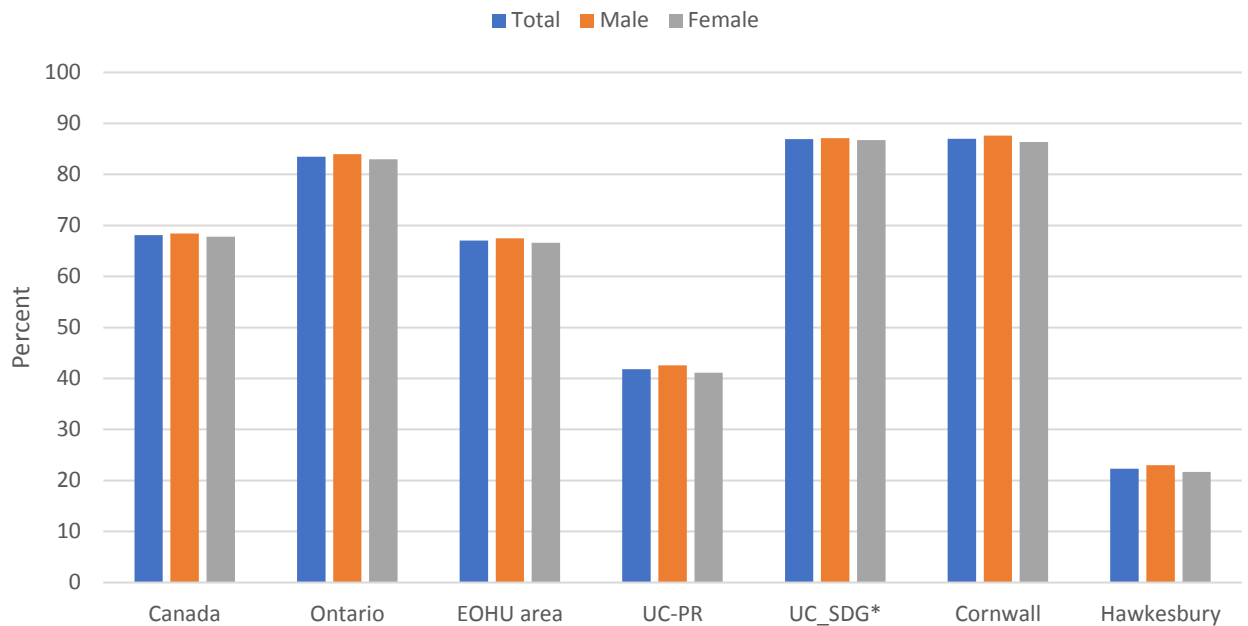


## 1-09. Home language

### English language spoken most often at home, single and multiple responses, Census 2016



#### Single response, English (Counts)

Region	Total	Male	Female
Canada	22,162,864	10,966,135	11,196,730
Ontario	10,328,680	5,084,885	5,243,800
EO area	129,045	64,245	64,800
UC-PR	34,360	17,420	16,940
UC_SDG*	56,375	28,275	28,105
Cornwall	38,310	18,550	19,755
Hawkesbury	1,915	935	975

#### English home language, single and multiple responses (Counts)

Region	Total	Male	Female
Canada	23,677,340	11,697,915	11,979,415
Ontario	11,112,785	5,461,875	5,650,910
EO area	134,090	66,585	67,515
UC-PR	36,905	18,600	18,310
UC_SDG*	57,500	28,800	28,715
Cornwall	39,685	19,185	20,490
Hawkesbury	2,240	1,085	1,155

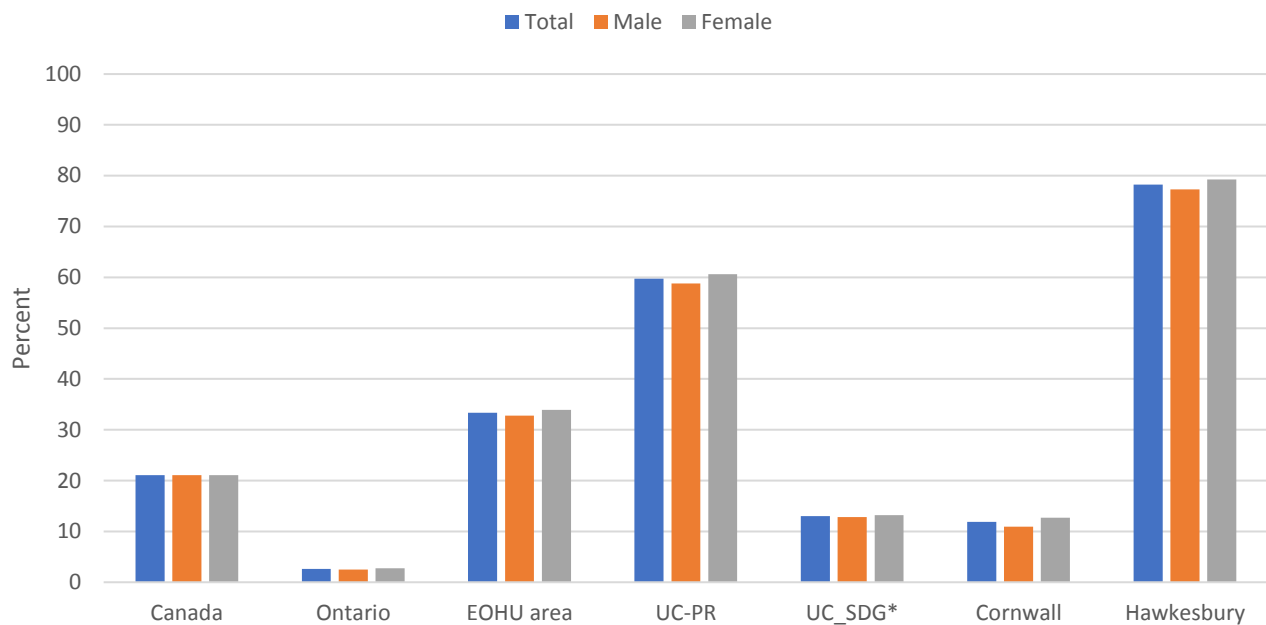
#### Single Response, English (Percent)

Region	Total	Male	Female
Canada	63.8	64.1	63.4
Ontario	77.6	78.2	77.0
EO area	64.5	65.1	63.9
UC-PR	38.9	39.9	38.0
UC_SDG*	85.2	85.5	84.9
Cornwall	84.0	84.7	83.2
Hawkesbury	19.1	19.8	18.3

#### English home language, single and multiple responses (Percent)

Region	Total	Male	Female
Canada	68.1	68.4	67.8
Ontario	83.5	84.0	83.0
EO area	67.0	67.5	66.6
UC-PR	41.8	42.6	41.1
UC_SDG*	86.9	87.1	86.7
Cornwall	87.0	87.6	86.3
Hawkesbury	22.3	23.0	21.7

## French language spoken most often at home, single and multiple responses, Census 2016



### Single response, French (Counts)

Region	Total	Male	Female
Canada	6,943,800	3,416,890	3,526,910
Ontario	277,045	129,540	147,500
EO area	62,885	30,565	32,320
UC-PR	50,415	24,645	25,770
UC_SDG*	7,930	3,910	4,020
Cornwall	4,540	2,010	2,530
Hawkesbury	7,575	3,515	4,060

### French home language, single and multiple responses (Counts)

Region	Total	Male	Female
Canada	7,322,215	3,599,210	3,722,995
Ontario	348,280	161,730	186,540
EO area	66,720	32,340	34,395
UC-PR	52,705	25,705	27,005
UC_SDG*	8,610	4,245	4,380
Cornwall	5,405	2,390	3,010
Hawkesbury	7,855	3,645	4,215

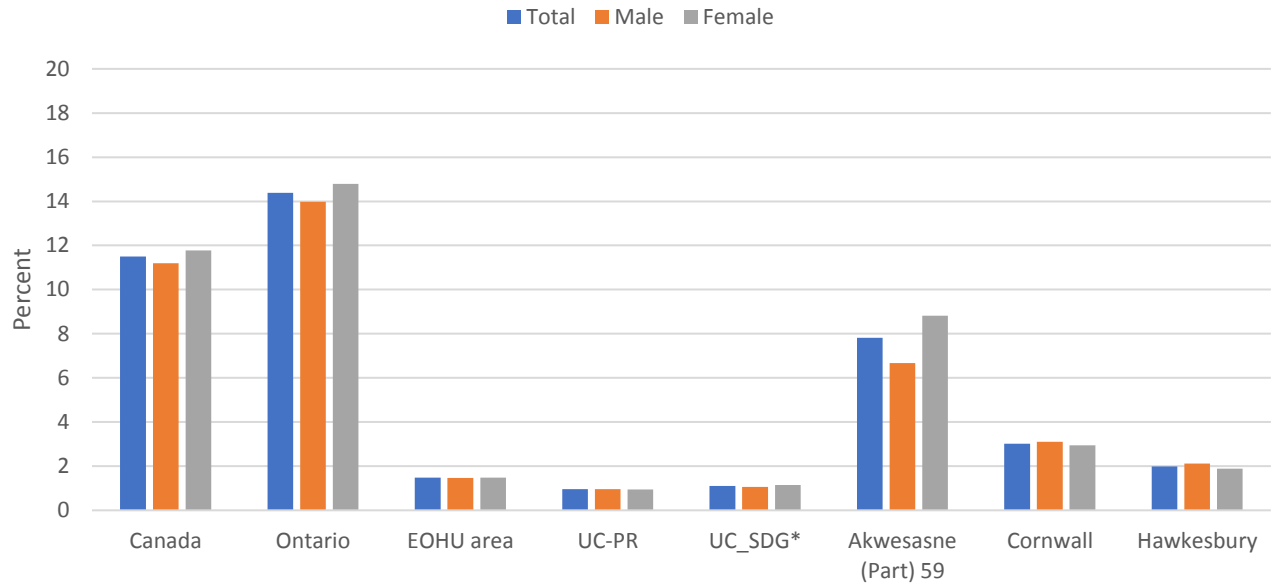
### Single Response, French (Percent)

Region	Total	Male	Female
Canada	20.0	20.0	20.0
Ontario	2.1	2.0	2.2
EO area	31.4	31.0	31.9
UC-PR	57.1	56.4	57.9
UC_SDG*	12.0	11.8	12.1
Cornwall	10.0	9.2	10.7
Hawkesbury	75.5	74.6	76.3

### French home language, single and multiple responses (Percent)

Region	Total	Male	Female
Canada	21.1	21.1	21.1
Ontario	2.6	2.5	2.7
EO area	33.4	32.8	33.9
UC-PR	59.7	58.8	60.6
UC_SDG*	13.0	12.8	13.2
Cornwall	11.9	10.9	12.7
Hawkesbury	78.2	77.3	79.2

## Non-official language spoken most often at home, Census 2016



### Non-official home language (Counts)

Region	Total	Male	Female
Canada	3,997,195	1,915,450	2,081,750
Ontario	1,916,315	909,530	1,006,780
EOHU area	2,955	1,450	1,505
UC-PR	845	420	425
UC_SDG*	730	350	380
Akwesasne (Part) 59	115	45	70
Cornwall	1,380	680	700
Hawkesbury	200	100	100

### Non-official home language (Percent)

Region	Total	Male	Female
Canada	11.5	11.2	11.8
Ontario	14.4	14.0	14.8
EOHU area	1.5	1.5	1.5
UC-PR	1.0	1.0	1.0
UC_SDG*	1.1	1.1	1.2
Akwesasne (Part) 59	7.8	6.7	8.8
Cornwall	3.0	3.1	3.0
Hawkesbury	2.0	2.1	1.9