

Health Indicators

Section 4. Chronic Disease and Cancer

Data Source: Ontario Cancer Registry (OCR) - Cancer Care Ontario (CCO)

Updated: August, 2024

[Description](#)

Section 4B Cancer Mortality

4B.02. Leading Causes of Cancer Deaths, 2009-2020

Table 01. Top 10 Leading Causes of Cancer Deaths for Males, All Ages, EOHU & Ontario, 2009-2020

No	Male	%		Rate (Per 100,000 population)		#	
		EOHU	Ontario	EOHU	Ontario	EOHU	Ontario
1	Lung and Bronchus	29.0%	24.2%	72.0	55.0	1022	43007
2	Colon and Rectum	11.3%	11.3%	30.0	26.0	396	20107
3	Prostate	9.2%	10.3%	26.0	25.0	323	18348
4	Pancreas	5.4%	6.0%	13.0	14.0	191	10681
5	Urinary Bladder	4.8%	3.9%	13.0	9.0	169	6867
6	Leukemia	4.1%	4.1%	11.0	10.0	143	7272
7	Non-Hodgkin Lymphoma	3.9%	4.0%	10.0	9.0	138	7101
8	Esophagus	3.3%	4.0%	8.0	9.0	117	7033
9	Stomach	2.8%	3.1%	8.0	7.0	100	5562
10	Liver	2.8%	3.2%	7.0	7.0	97	5621
	All Malignant Cancers	100%	100%	260.0	231.0	3520	177862

Figure 01. Top 10 Leading Causes of Cancer Deaths for Male, All Ages, EOHU & Ontario, 2009-2020

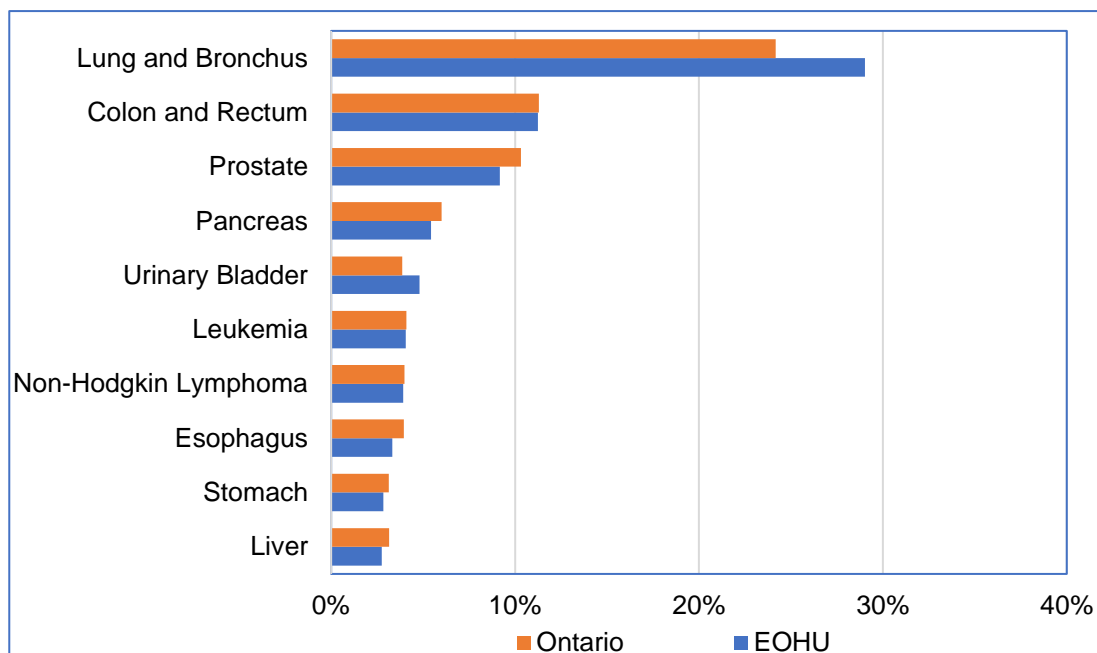


Table 02. Top 10 Leading Causes of Cancer Deaths for Females, All Ages, EOHU & Ontario, 2009-2020

No	Female	%		Rate (Per 100,000 population)		#	
		EOHU	Ontario	EOHU	Ontario	EOHU	Ontario
1	Lung and Bronchus	31.9%	23.5%	63.0	40.0	1012	37932
2	Breast	13.1%	14.6%	26.0	25.0	416	23488
3	Colon and Rectum	10.8%	10.7%	21.0	17.0	343	17315
4	Pancreas	5.2%	6.3%	10.0	10.0	166	10197
5	Ovary	4.5%	5.0%	9.0	8.0	142	8006
6	Non-Hodgkin Lymphoma	3.0%	3.6%	6.0	6.0	96	5737
7	Leukemia	2.4%	3.3%	5.0	5.0	77	5332
8	Urinary Bladder	2.2%	1.7%	4.0	3.0	69	2729
9	Oral Cavity and Pharynx	1.6%	1.2%	3.0	2.0	51	1941
10	Myeloma	1.5%	1.8%	3.0	3.0	49	2854
	All Malignant Cancers	100%	100%	195.0	166.0	3171	161089

Figure 02. Top 10 Leading Causes of Cancer Deaths for Females, All Ages, EOHU & Ontario, 2009-2020

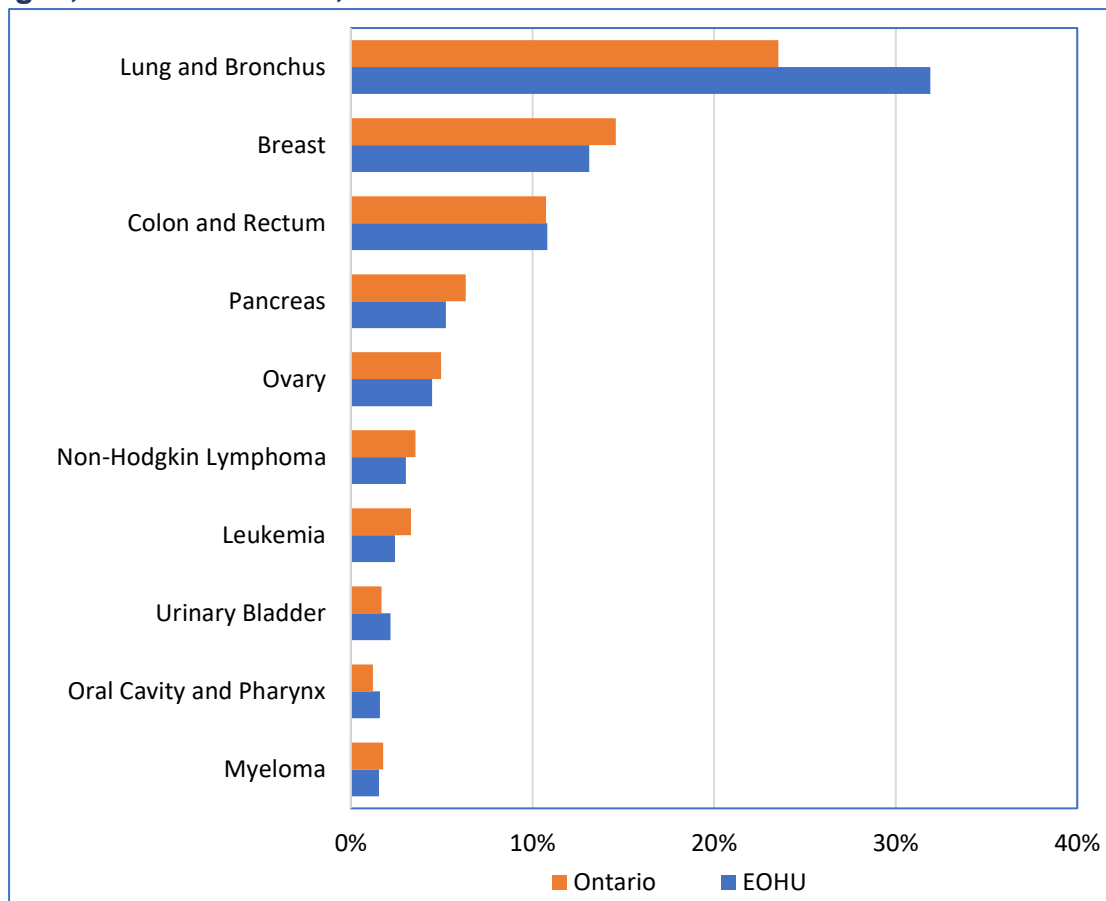


Table 03. Top 10 Leading Causes of Cancer Deaths for Males, 65 Years+, EOHU & Ontario, 2009-2020

No	Male	%		Rate (Per 100,000 population)		#	
		EOHU	Ontario	EOHU	Ontario	EOHU	Ontario
1	Lung and Bronchus	28.8%	24.6%	371.0	297.0	759	33180
2	Colon and Rectum	11.7%	11.3%	163.0	140.0	309	15175
3	Prostate	11.2%	12.6%	168.0	164.0	296	16995
4	Urinary Bladder	5.4%	4.5%	78.0	58.0	142	6045
5	Pancreas	5.3%	5.7%	68.0	69.0	139	7676
6	Leukemia	4.1%	4.2%	55.0	52.0	108	5640
7	Non-Hodgkin Lymphoma	4.1%	3.9%	56.0	49.0	108	5309
8	Stomach	2.7%	2.9%	37.0	36.0	72	3963
9	Esophagus	2.7%	3.4%	34.0	41.0	70	4607
10	Liver	2.0%	2.7%	27.0	32.0	54	3637
	All Malignant Cancers	100%	100%	1361.5	1234.5	2639	134613

Figure 03. Top 10 Leading Causes of Cancer Deaths for Males, 65 Years+, EOHU & Ontario, 2009-2020

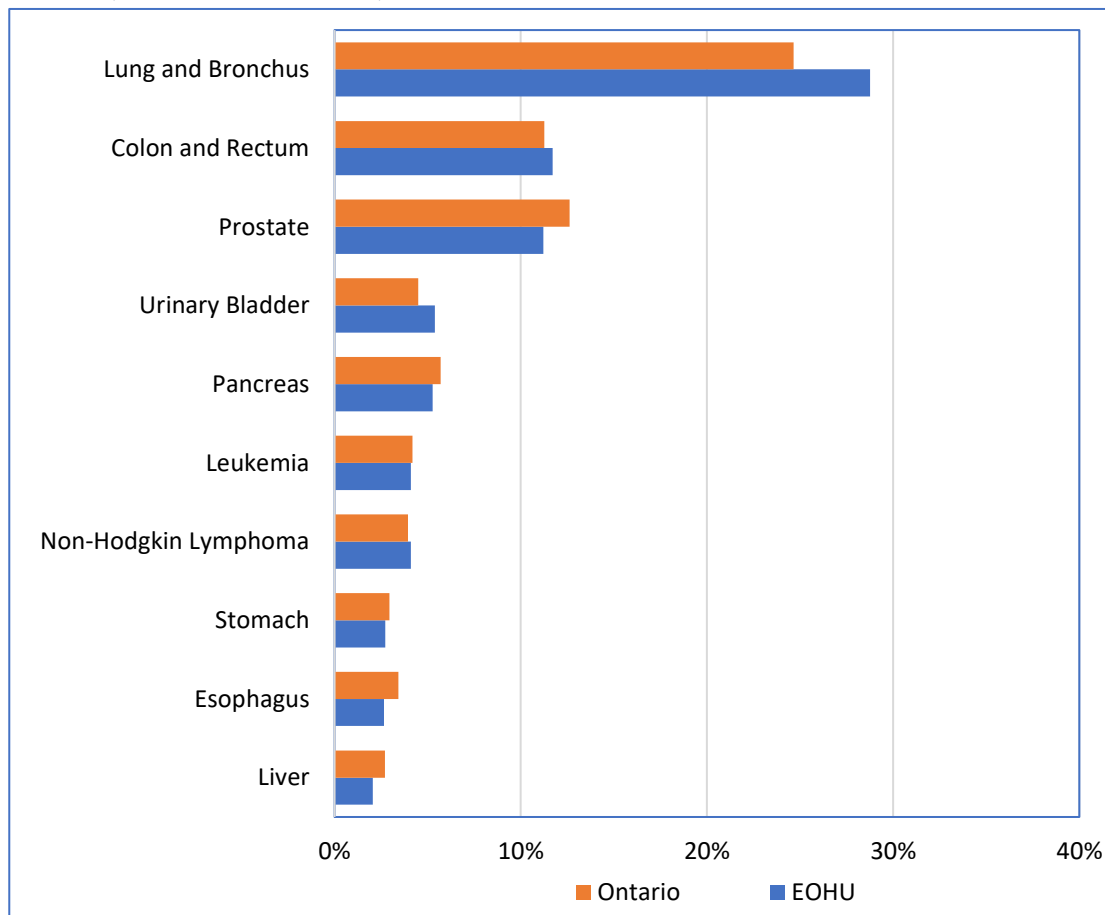
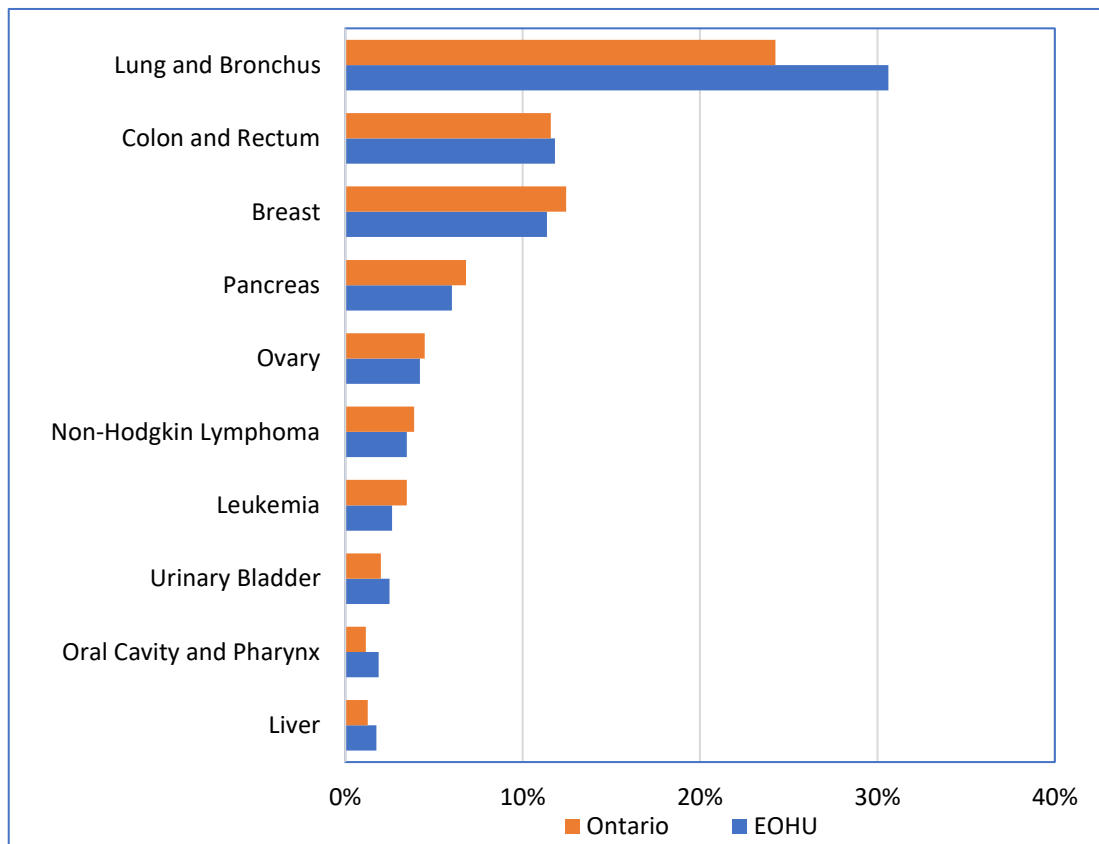


Table 04. Top 10 Leading Causes of Cancer Deaths for Females, 65 Years+, EOHU & Ontario, 2009-2020

No	Female	%		Rate (Per 100,000 population)		#	
		EOHU	Ontario	EOHU	Ontario	EOHU	Ontario
1	Lung and Bronchus	30.6%	24.3%	281.0	200.0	697	28991
2	Colon and Rectum	11.8%	11.6%	106.0	92.0	269	13848
3	Breast	11.4%	12.5%	101.0	100.0	259	14883
4	Pancreas	6.0%	6.8%	54.0	55.0	137	8131
5	Ovary	4.2%	4.5%	38.0	37.0	96	5346
6	Non-Hodgkin Lymphoma	3.5%	3.9%	32.0	31.0	79	4647
7	Leukemia	2.6%	3.5%	24.0	28.0	60	4147
8	Urinary Bladder	2.5%	2.0%	22.0	16.0	57	2407
9	Oral Cavity and Pharynx	1.9%	1.2%	17.0	9.0	43	1399
10	Liver	1.8%	1.3%	16.0	10.0	40	1528
	All Malignant Cancers	100.0%	100.0%	906.0	809.0	2277	119515

Figure 04. Top 10 Leading Causes of Cancer Deaths for Females, 65 Years+, EOHU & Ontario, 2009-2020



*If you require this information in an alternate format, please call 1-800-267-7120 and press 0.
Si les renseignements sont requis dans un autre format, veuillez appeler au 1 800 267-7120 et faire le 0.*