

Health Indicators

Section 8 Mental Health

Source: IntelliHEALTH ONTARIO (former PHPDB), Ministry of Health and Long-Term Care

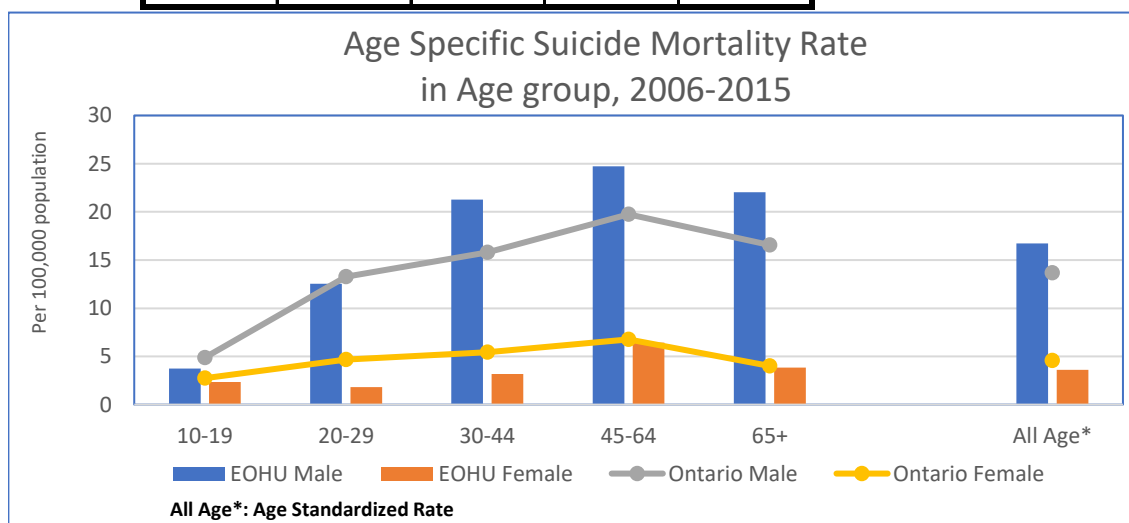
Updated Jan. 2020

8.6 Suicide Mortality

[Description](#)

Suicide Mortality in Age Group, EO area & Ontario, 2006-2015

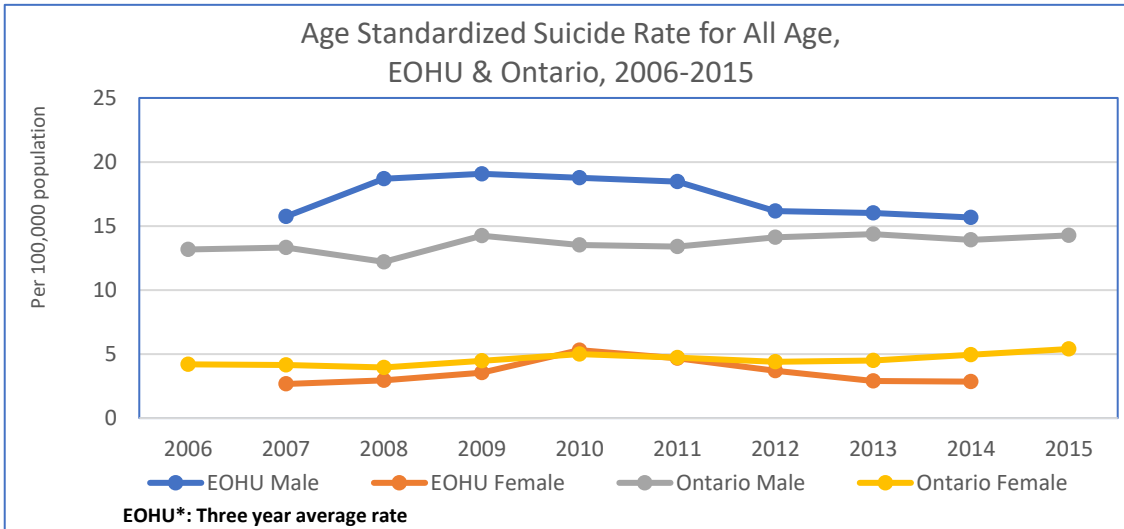
	EOHU		Ontario	
	Male	Female	Male	Female
10-19	3.7	2.3	4.9	2.7
20-29	12.5	1.8	13.3	4.7
30-44	21.3	3.2	15.8	5.4
45-64	24.7	6.4	19.7	6.8
65+	22.0	3.9	16.6	4.0
All Age*	16.7	3.6	13.7	4.6



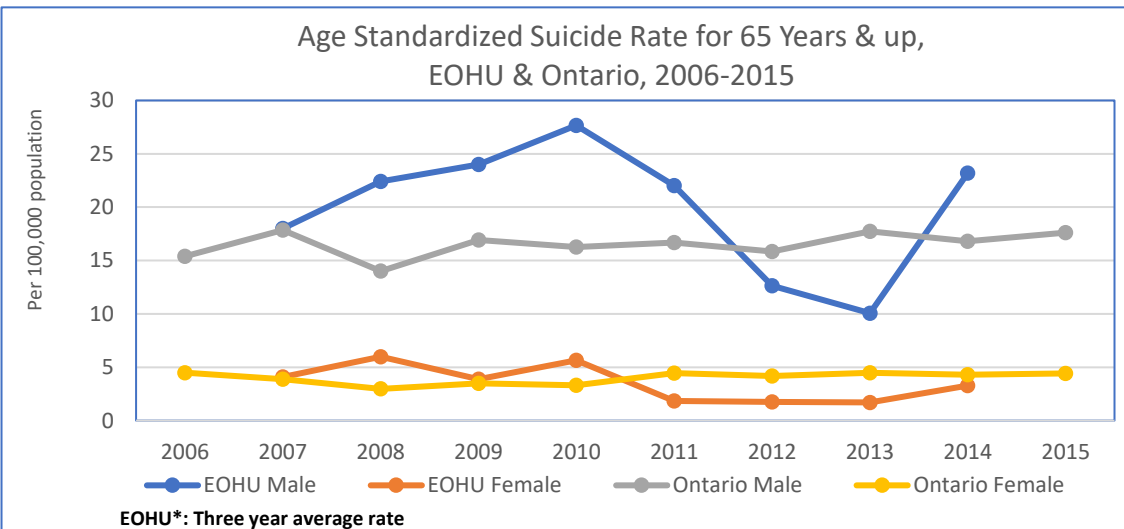
Suicide Mortality by Year, EO area & Ontario, 2006-2015

	Age Standardized Rate for All Age				Age Specific Rate for 65 Years & up			
	EOHU		Ontario		EOHU		Ontario	
	Male	Female	Male	Female	Male	Female	Male	Female
2006			13.2	4.2			15.4	4.5
2007	15.7	2.7	13.3	4.1	18.0	4.1	17.9	3.9
2008	18.7	3.0	12.2	4.0	22.4	6.0	14.0	3.0
2009	19.1	3.5	14.2	4.5	24.0	3.9	16.9	3.5
2010	18.8	5.3	13.5	5.0	27.7	5.7	16.3	3.3
2011	18.5	4.7	13.4	4.7	22.0	1.8	16.7	4.5
2012	16.2	3.7	14.1	4.4	12.6	1.8	15.9	4.2
2013	16.0	2.9	14.4	4.5	10.1	1.7	17.7	4.5
2014	15.7	2.8	13.9	4.9	23.2	3.3	16.8	4.3
2015			14.3	5.4			17.6	4.4

All Age



65 Years & up



End of worksheet